

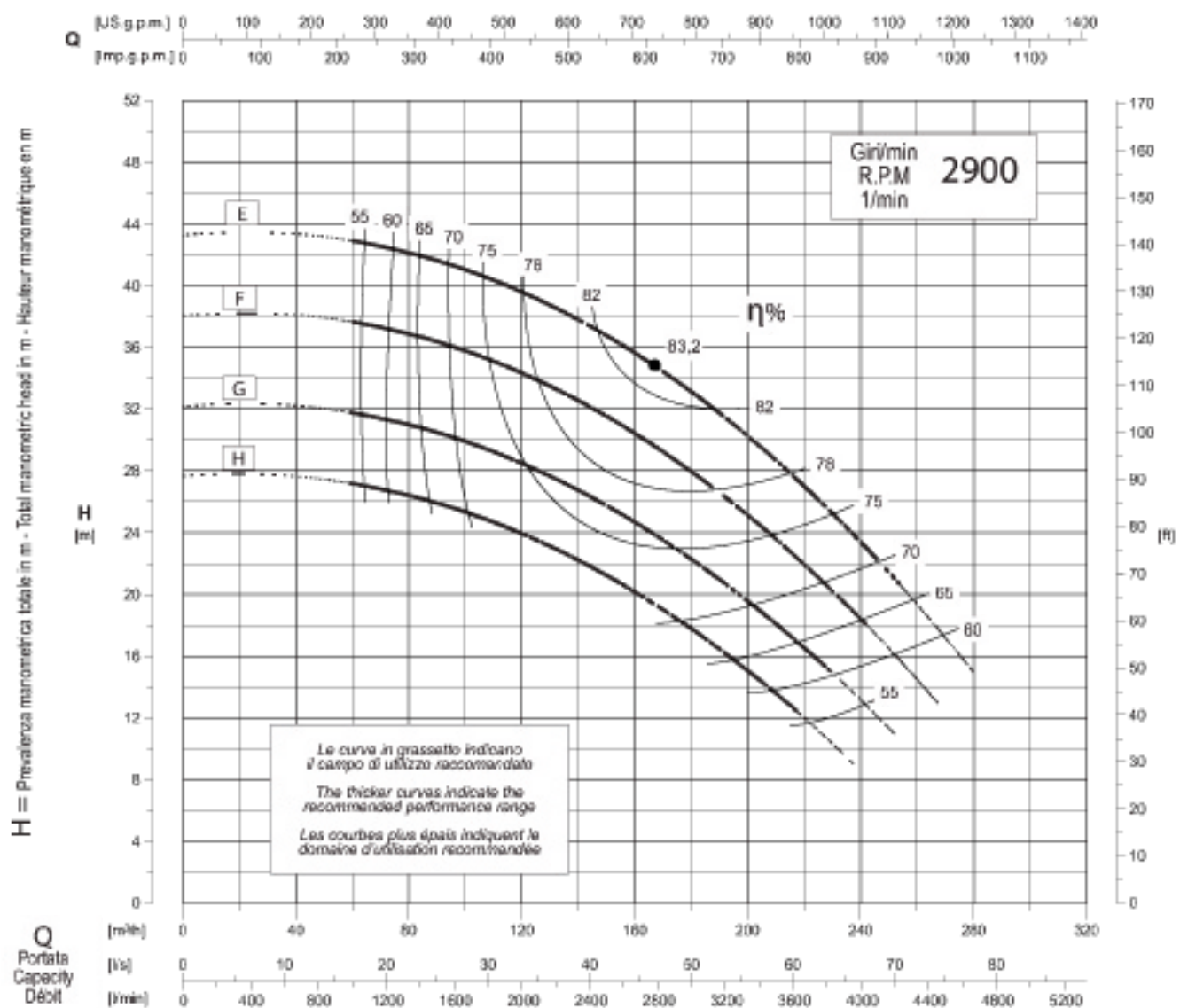


Caratteristiche - Performances - Caractéristiques

Pompa tipo **S2NR80-160** Aspir. X Mand. **100 x 80**
 Pump type **S2NR80-160** Inlet X Outlet
 Pompe type **S2NR80-160** Aspir. X Refoul.



η% Rendimento della pompa
 Pump efficiency
 Rendement de la pompe

Tolleranze:
 Tolerances: **9906 Annex A**
 Tolérances:

Curve per liquidi aventi densità 1000 kg/m³ - viscosità 1 mm²/s alla temperatura di 20°C
 Curves established for liquids density 1000 kg/m³ - viscosity 1 mm²/s - temperature 20°C
 Courbes établies pour liquides densité 1000 kg/m³ - viscosité 1 mm²/s - température 20°C

Possibile aggiornamento senza preavviso - Revision possible without prior notice - Mise à jour éventuelle sans préavis